

KIDS KARAOKE MACHINE

User Guide



COCOON™

KIDS KARAOKE MACHINE

Warranty Details

REGISTER YOUR PURCHASE AT www.aldi.com.au/en/about-aldi/product-registration/ TO KEEP UP-TO-DATE WITH IMPORTANT PRODUCT INFORMATION

The product is guaranteed to be free from defects in workmanship and parts for a period of 12 months from the date of purchase. Defects that occur within this warranty period, under normal use and care, will be repaired, replaced or refunded at our discretion. The benefits conferred by this warranty are in addition to all rights and remedies in respect of the product that the consumer has under the Competition and Consumer Act 2010 and similar state and territory laws.

Our goods come with guarantees that cannot be excluded under the Australian Consumer Law. You are entitled to a replacement or refund for a major failure and for compensation for any other reasonably foreseeable loss or damage. You are also entitled to have the goods repaired or replaced if the goods fail to be of acceptable quality and the failure does not amount to a major failure.

AFTER SALES SUPPORT

1300 663 907

help@cocoonproducts.com.au

MODEL: HE190085 PRODUCT CODE: 703448 12/2021



Warranty Details

If you experience any issues with this product, or its performance is not what you had expected, please contact us at Balco Brands

It is likely that we can resolve any problems for you via phone or email.

We can be reached on:

Phone: 1300 663 907 (Mon - Fri; 8:30am - 6:00pm EST)

Email: help@cocoonproducts.com.au

Web: www.cocoonproducts.com.au



WARNING

Not suitable for children under 36 months.
Long cord and strap. Strangulation hazard.

Safety Instructions

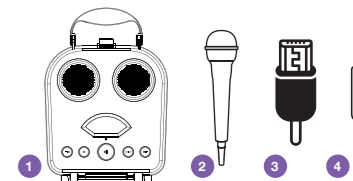
Read this manual carefully before putting the appliance into operation and keep this manual for future reference.

- Domestic use only: This appliance is intended for indoor household use only. It is not suitable for commercial, industrial or outdoor use. Do not use it for anything other than its intended purpose, and only use it as described in this manual. Any other use may cause fire, electric shock or injury.
- Parents need to make sure that children follow safety instructions when using this product
- The instruction manual must be retained since it contains important information.
- Keep the device away from heat, direct sunlight and sharp edges.
- Keep the device away from naked flames.
- Do not insert any metal object into the device. Risk of short circuit!
- To avoid a static charge, do not use the device in an extremely dry climate.
- Do not repair the unit yourself but contact an authorized specialist.
- If the device is exposed to sudden changes in temperature, for example when taken from the cold into a warm room, wait at least two hours before using it.
- Only use the device in a moderate climate.
- Do not use any cleaning agent, as this may damage the casing. Clean the device with a clean, dry cloth.
- Rechargeable battery is only to be charged under adult supervision
- The charging port terminals are not to be short-circuited
- CAUTION: Danger of explosion if battery is incorrectly replaced. Replace only with the same or equivalent type.
- WARNING: The batteries (battery pack or batteries installed) shall not be exposed to excessive heat such as sunshine, fire or the like.
- Attention should be drawn to environmental aspects of battery disposal.
- The product is water-resistant only when the seal cover is in place.
- This toy contains batteries that are non-replaceable.
- This toy is only to be connected to Class II equipment bearing the following symbol
- Long cable and strap strangulation hazard, children must be supervised while using microphone, audio cable and strap with this product.

Parts List

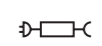
1. 1 x Karaoke Speaker
2. 1 x Microphone
3. 1 x USB Cable
4. 1 x Audio cable
5. 1 x Shoulder strap*
6. 1 x User guide*
7. 1 x Warranty Card*

*Not shown



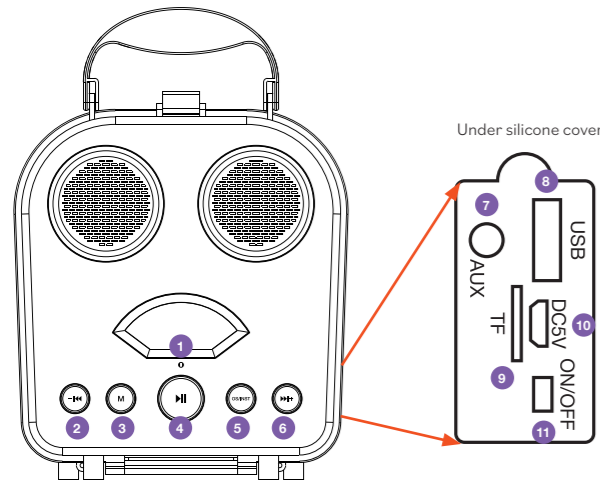
Technical Specifications

Bluetooth Version:	5.0
Speaker power:	3W x 2
Battery power:	2000mAh X 3.7V d.c.
Bluetooth range:	10 metres
Power input:	5V 500mA
Speaker impedance:	4Ω
IP rating:	IPX4



These two symbols mean charging this Karaoke speaker by a 5V DC power supply or 5V DC transformer.

Product Overview



1. Charging indicator
2. Previous track/Volume down
 - a. Short press to go to previous song
 - b. Long press to decrease volume
3. Mode
 - a. Short press the M button to change to FM mode. Insert a USB charging cable (This will act as the karaoke's antenna). Press Volume - / Volume + to select up or down radio programs
4. Play/Pause
 - a. Press to pause
 - b. Press again to play music
5. OS/INST (Original Singer/Instrumental - Karaoke Mode)
 - a. Short press to activate (Make sure karaoke microphone is powered on). The vocals on the song will decrease and the sound from the microphone will increase
 - b. Press again to switch off
6. Next track/Volume up
 - a. Short press to go to next song
 - b. Low press to increase volume
7. AUX/MIC cable port
8. USB audio port
9. TF card port
10. Charging port
11. ON/OFF switch
12. Strap*
 - a. Attaches to the top of the karaoke machine
13. Karaoke mic*
 - a. Turn ON/OFF via the switch on the mic

*Not shown

Operation

Charging the Karaoke Speaker

This Karaoke Speaker is powered by a rechargeable lithium battery. Charge the battery as follows:

1. Insert the charging cable into the Micro USB port on the speaker
2. Connect the USB plug into a 5V DC power supply (Not included)

When charging the LED indicator turns on, when the battery is fully charged the LED indicator turns off.

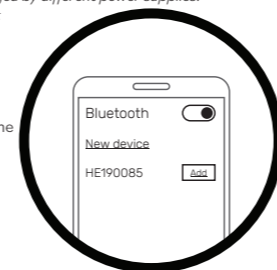
It may take around 5 hours to fully charge the battery.

NOTE:

- Charging time varies when being charged by different power supplies.
- The playback time is around 4 hours at 50% volume.
- Playback time varies per usage.

Pairing the Karaoke Speaker

1. Open up the silicone cover and switch the ON/OFF button to ON. The speaker is now ready for pairing
2. Activate the Bluetooth function on your mobile device
3. Search for Bluetooth devices and connect to "HE190085"
4. When successfully paired, the Karaoke Speaker will beep twice. Your device is ready to use



Maintenance, Storage & Disposal

This product does not require scheduled maintenance or cleaning. Should cleaning be necessary, simply wipe the outside surface with a dry soft cloth. Be sure to unplug this device before cleaning.

Always store your device in a clean dry environment and avoid storage in extreme heat or cold.

At the end of its working life, do not throw this product out with your household rubbish. Electrical and electronic products contain substances that can have a detrimental effect on the environment and human health if disposed of inappropriately. Observe any local regulations regarding the disposal of electrical consumer goods and dispose of it appropriately for recycling. Contact your local authorities for advice on recycling facilities in your area.

Observe and local regulations regarding the disposal of waste products. Contact your local authorities for advice on recycling facilities in your area.

Please keep the original packaging carton and materials in a safe place. It will help to prevent any damage if the product needs to be transported in the future. In the event it is to be disposed of, please recycle all packaging material where possible.



COCOON™

KIDS KARAOKE MACHINE

Repair and Refurbished Goods or Parts Notice

Unfortunately, from time to time, faulty products are manufactured which need to be returned to the Supplier for repair.

Please be aware that if your product is capable of retaining user-generated data (such as files stored on a computer hard drive, telephone numbers stored on a mobile telephone, songs stored on a portable media player, games saved on a games console or files stored on a USB memory stick) during the process of repair, some or all of your stored data may be lost.

We recommend you save this data elsewhere prior to sending the product for repair.

You should also be aware that rather than repairing goods, we may replace them with refurbished goods of the same type or use refurbished parts in the repair process.

Please be assured though, refurbished parts or replacements are only used where they meet ALDI's stringent quality specifications.

If at any time you feel your repair is being handled unsatisfactorily, you may escalate your complaint. Please telephone us on 1300 663 907 or write to us at:

Balco Brands Pty Ltd
PO Box 537 Bayswater Business Centre, Victoria, Australia
1300 663 907 - Hours: Mon-Fri 8:30am - 6:00pm AEST
help@cocoonproducts.com.au

AFTER SALES SUPPORT

1300 663 907

help@cocoonproducts.com.au

MODEL: HE190085 PRODUCT CODE: 703448 12/2021

